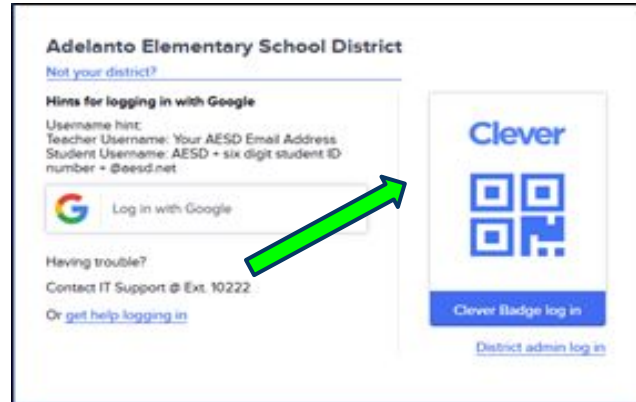



# How Students Open the Assigned Q2 Assessment in Wonders

- ❑ Log on to your Chromebook
- ❑ Scan your QR code



- ❑ Click on the McGraw Hill app in Clever



- ❑ McGraw Hill opens up to your Reading/Writing WORKSHOP book
- ❑ Click the green and white "Launch" button



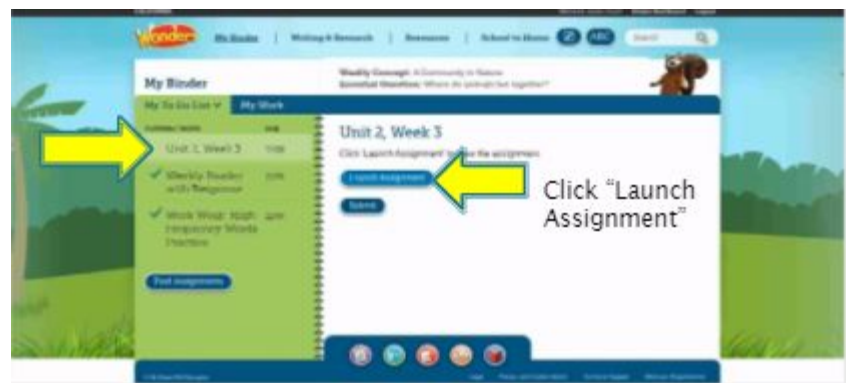
- ❑ In the Dashboard, click on the green "To Do" list circle



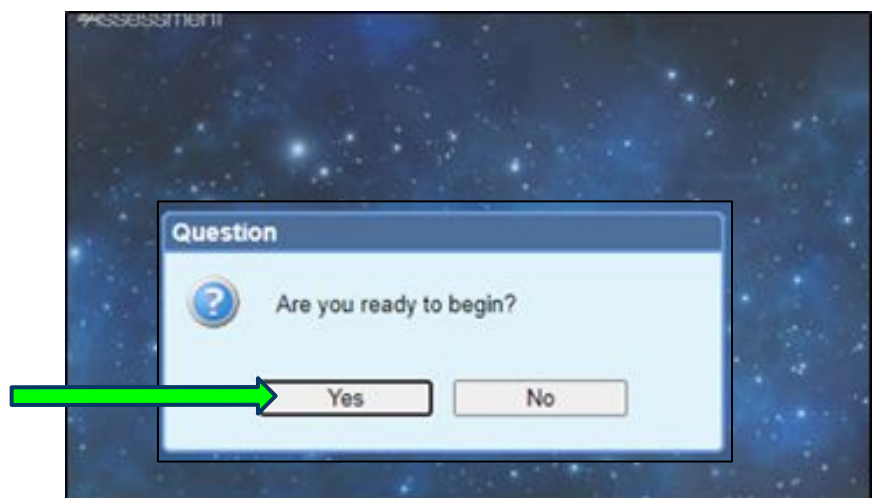
- ❑ Your assignments are on the side with the green background
- ❑ Click on the Unit 2 Assessment
- ❑ It will show on the other side with a white background



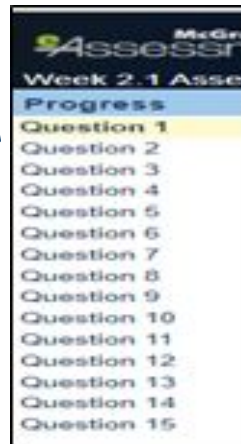
- ❑ Click the top button that says "Launch Assignment"



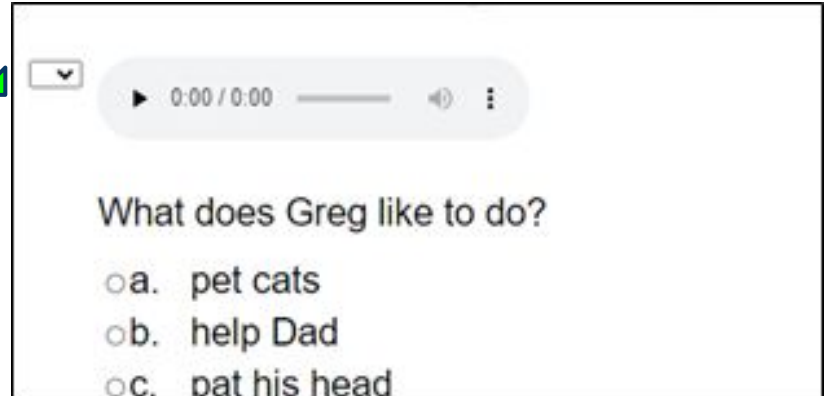
- ❑ When the exam opens, you will see this starry night sky
- ❑ Click on the "Yes" button to begin the exam



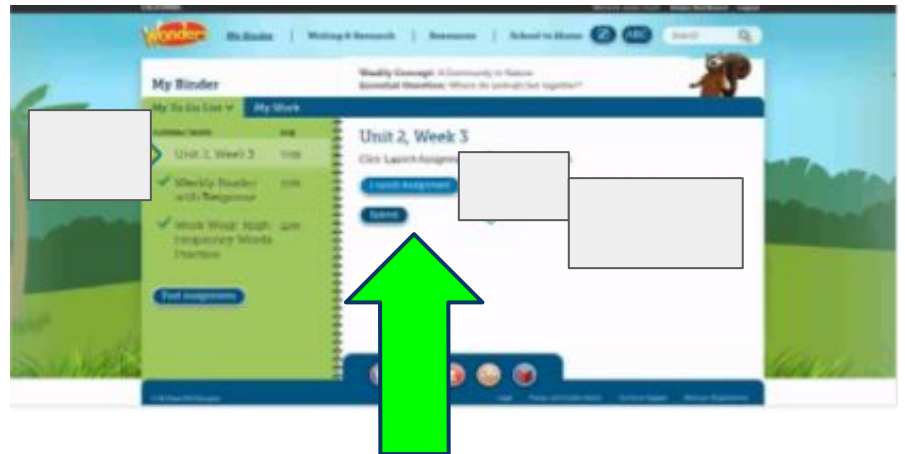
- ❑ The questions are on the left side of the screen
- ❑ Click the questions to move down
- ❑ Click the arrow if you want the program to read to you



- ❑ Below the picture is a drop down menu.
- ❑ Click on it, then click your answer
- ❑ Then click on the next question



- ❑ When you finish every question, return to the Dashboard
- ❑ Click the submit button



- ❑ When this blue and white box pops up, click "OK"
- ❑ You are finished with the test. Close the program.

